

L-10-T Strategy to reach believers in a country or region

THE PROCESS OF EQUIPPING THE BELIEVERS IN A COUNTRY, DENOMINATION OR CITY WITH LUKE 10 TRANSFORMATION (L-10-T)

In the language of Lausanne: L-10-T enables the whole church to take the whole gospel to their communities.

L-10-T enables an individual or organisation to execute about 80% (75) of the 94 Calls to Action (under 6 themes) proposed in the 2011 Lausanne Cape Town Action Plan!

THE DIFFERENT PHASES OF THE PROCESS

- **Phase 1:** Introducing L-10-T to a Christian leader at a gathering of Christian Leaders, Call2All, other meeting, consultation or conference, exhibition table, via website or reference. Leader considers the information about L-10-T, prays and talk to other leaders. They are potentially "Men of peace".
- **Phase 2: Invitation to L-10-T team.** Leader(s) say yes, talk to others and they say yes. The "Men of peace" extend an Invitation or Call to the L-10-T team.
- **Phase 3: Preparation for the first visit.** Scope of phase 4 is decided. Phase 3 might include a visit to do further introductions but no real training. Resources and translations are discussed to make them relevant and accessible locally. Local team invite leaders and potential trainers Champion(s) emerge! Financing is decided.
- **Phase 4: First Training Visit (also called a GL10T - a Glocal L-10-T Training) consists of 6 parts - this may take up to a week per locality**
 - **Part 1:** Meet with local champion and leaders to understand the situation of the Church and the Lost in the country, region or city. Plan the training that will be done, fine tuning those who will attend the training (3-5 hours)
 - **Part 2:** Do a full L-10-T course with local champions, leaders, potential trainers and as many other people (up to 100) as possible for two to three days. (Contact time: 12 hours one language; 18 - 20 hrs with translation)
 - **Part 3: Practical Training and Contextualisation**
 - Each of the trainees receive approximately 1,5 -2 hours practical training with their L-10-T Friend where applicable.
 - Pastors receive individual 2-3 hours practical training & advice on how to do L-10-T and to train their congregants and maintain L-10-T as part of the church strategy till Jesus comes.
 - Specific attention is given individually, small groups or in the plenary group to contextualisation of the L-10-T training to the local culture. Record is kept of all important points to assist effective roll-out. (2-3 hours; 3-4 hours with translation)

- **Part 4: Train the Trainers**
 - Train those people who have done Part 2 and 3 and want to be Certified L-10-T Trainers over two days. This includes training to do a GL10T (Glocal L-10-T Training). This is doing the training in the Train-the-Trainer manual (this manual).
 - Contact time: 12 hours (One language); 18 - 20 hrs with translation.

- **Part 5: Training Trainers of Children (4-14 Window) (optional)**
Training Trainers of Children is specialist training for the trainers of children older than 3 years up 12+ (Sunday School teachers and parents). Participants need to at least have done Part 2, but preferably also Part 4. In some cases this training can be done simultaneously with Part 4, but with its own target group. **Contact time:** 4-6 hours (one language); 7-10 hours with translation.

- **Part 6: Way Forward**
 Plan the Way Forward with the local champion, leaders and trainers. How they will train and continue training and what resources they will need. The Plan will include how ALL CHRISTIANS in the specific country, region or city can be equipped (2-4 hours). Refer to detail outcomes below.

One implementation of Parts 1-6 takes about a week (minimum 3 (excl Part 5), preferably 4-5, maximum 6 days - all depending on number of languages and contact time available per day).

An ideal implementation is for about 50 leaders from about 25 churches or organisations per training occasion. (Maximum: 100 per training)

➤ **Doing the 5 or 6 parts properly is vital to a successful L-10-T implementation.**

- **Phase 5:** Follow up on progress of champions and trainers and GL10T teams (Glocal L10T Implementation teams). GL10T training visits at other locations may be done. Discuss certification of Master Trainers (trainers who are champions and trainers of trainers). Discuss making local DVDs if applicable. Discuss production and distribution of all resources required locally.
- **Phase 6: Regular Follow-up:** L-10-T team talks to and meets champions, GL10T congregations and Master Trainers.
- **Phase 7:** Local L-10-T team (Champions, GL10T teams and Master Trainers) take over responsibility for the L-10-T Vision in their country, region or city.

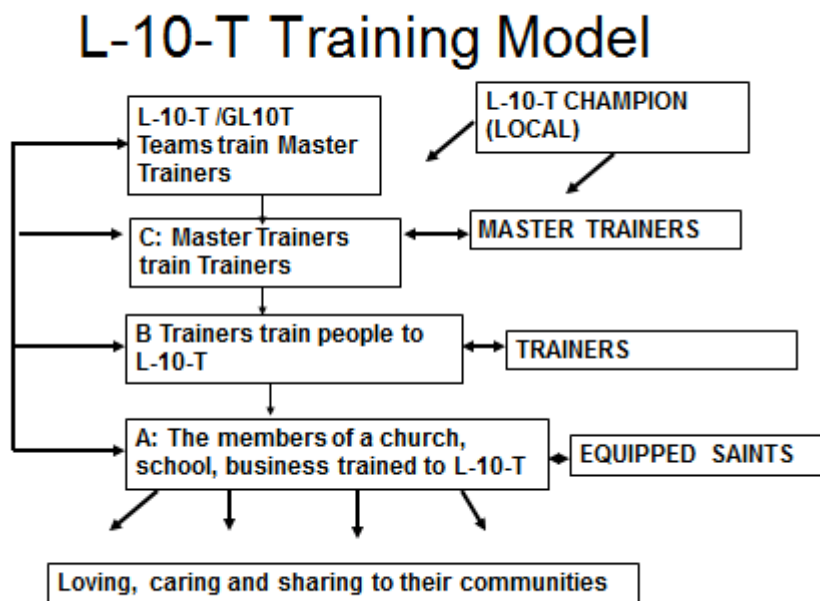
Flexibility

- The 7 phase implementation is flexible.
- Especially in the planning of phase 4, the parties try to adapt it to the local situation: For example by looking at the scope of the initial training (will people come from one town, one region or a country); can they get off work; Are they only pastors or also other church leaders and ordinary church members; etc)
- **We talk to each other until we have a plan that will work well in your context.**

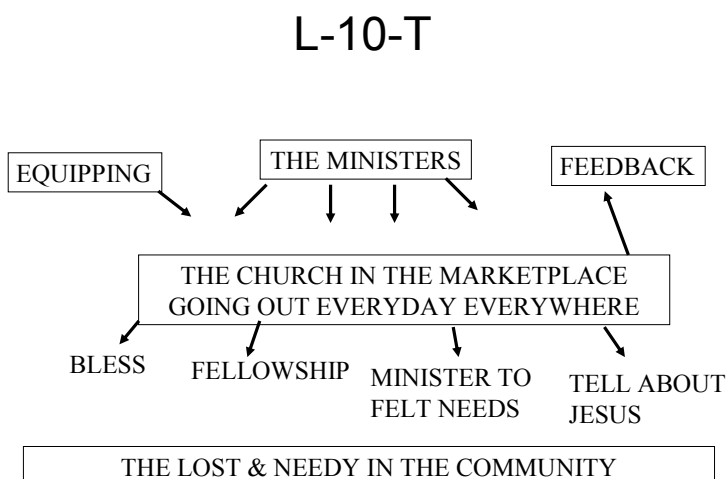
The L-10-T Champion (or Man of Peace)

- The local L-10-T Champion is the most important person to arise in any locality!
- The L-10-T Champion sees the L-10-T vision!
- The L-10-T Champion wants to see that vision become true for his or her country, region, city or congregation or business or school.
- The Champion may become a Master Trainer but may also lead from another position and will support the Certified Trainers and Master Trainers.
- The Champion (s) finally takes over the L-10-T responsibility in a country, region or city.

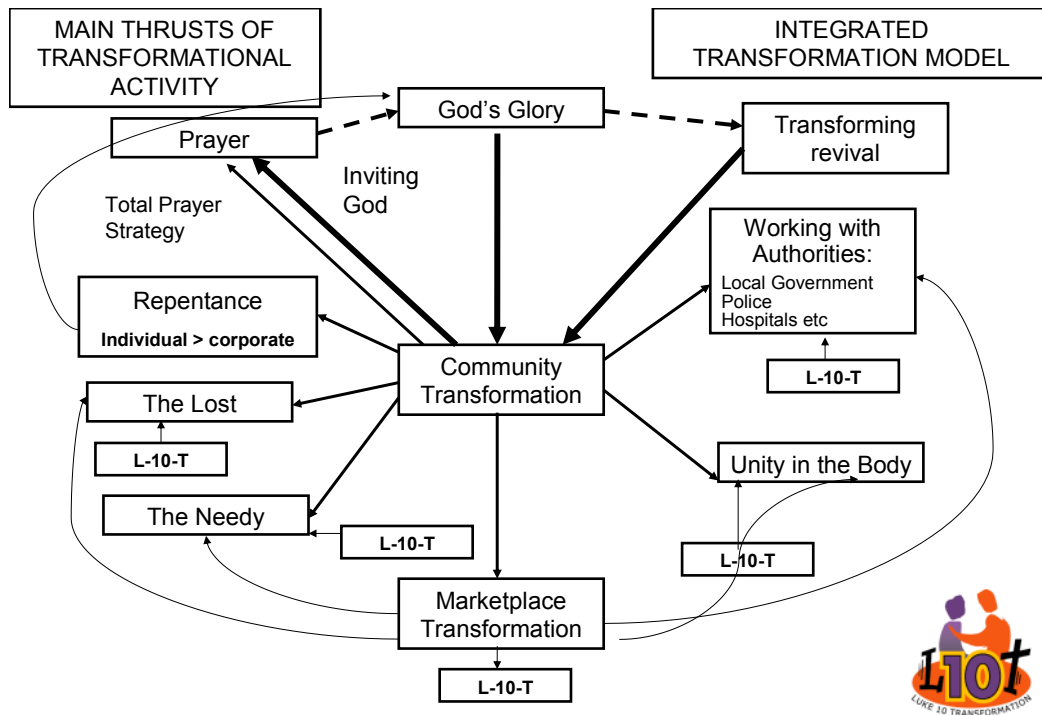
The L-10-T Training Model is illustrated below:



The L-10-T model in a church is explained graphically as follows:



The graphic below illustrates how L-10-T fits into a community transformation model:



Eight Core Outcomes of L-10-T

